

Exhibit A1

Date:	<u>4.21.23</u>	Application #:	<u>029-23</u>
Fees Paid:	<u>150</u>	+ \$15 recording fee =	<u>165</u>
Parcel ID #:	_____		
Tax Map #:	<u>14-084.100</u>		

TOWN OF WATERBURY ZONING PERMIT APPLICATION

Please provide all of the information requested in this application.

Read the Zoning Regulations and familiarize yourself with the requirements. Failure to provide all the required information will delay the process of this application. Based upon the nature of the project you may need to submit additional information. For instructions on how to fill out this form please refer to the *Zoning Permit Application Instructions & Fee Schedule* available on the municipal website or at the municipal offices. Submit one copy of the completed application and a check payable to the *Town of Waterbury* according to the zoning fee schedule. For questions about the permit process, please contact the Zoning Administrator at 802-244-1018.

CONTACT INFORMATION

APPLICANT

Name: Fiddlers Green Construction

Mailing Address: 613 South Main Street
Stowe VT 05672

Home Phone : _____

Work/Cell Phone: 802-839-0085

Email: jlupien.fiddlersgreen@gmail.com

PROPERTY OWNER (if different from Applicant)

Name: Grant & Heather Begley

Mailing Address: 33129 County rt 6
Cape Vincent NY 13618

Home Phone : _____

Work/Cell Phone: 917-287-3870

Email: grantabegley@gmail.com

PROJECT DESCRIPTION

Physical location of project (E911 address): 545 Stagecoach LN
Waterbury CTR VT 05677

Lot size: 10.55 Zoning District: Conservation District

Existing Use: _____ Proposed Use: New Home

Brief description of project: Construct new single family home and garage

Cost of project: \$ 850,000.00 Estimated start date: 06/01/2023

Water system: Well Waste water system: On site

EXISTING

Square footage: _____ Height: _____

Number of bedrooms/baths: _____

of parking spaces: _____

Setbacks: *front*: _____

sides: _____ / _____ *rear*: _____

PROPOSED

Square footage: 3230 Height: 28

Number of bedrooms/bath: 4/4

of parking spaces: 4

Setbacks: *front*: _____

sides: _____ / _____ *rear*: _____

ADDITIONAL MUNICIPAL PERMITS REQUIRED:

- Curb Cut / Access permit E911 Address Request
 Water & Sewer Allocation none of the above

[Additional State Permits may also be required]

CHECK ALL THAT APPLY:

NEW CONSTRUCTION

- Single-Family Dwelling
- Two-Family Dwelling
- Multi-Family Dwelling
- Commercial / Industrial Building
- Residential Building Addition
- Comm./ Industrial Building Addition
- Accessory Structure (garage, shed)
- Accessory Apartment
- Porch / Deck / Fence / Pool / Ramp
- Development in SFHA (including repairs and renovation)
- Other _____

USE

- Establish new use
- Change existing use
- Expand existing use
- Establish home occupation


OTHER

- Subdivision (# of Lots: _____)
- Boundary Line Adjustment (BLA)
- Planned Unit Development (PUD)
- Parking Lot
- Soil/sand/gravel/mineral extraction
- Other _____

Exhibit A2

SKETCH PLAN Please include a sketch of your project, drawn to scale, with all required measurements - see *Zoning Permit Application Instructions*. You may use the space below or attach separate sheets. For plans larger than 11"x17" please provide a digital copy (pdf. file format) in addition to a paper copy.

SIGNATURES The undersigned hereby applies for a Zoning Permit for the use described in this application to be issued on the basis of the representations made herein all of which the applicant swears to be complete and true.

 4/21/2023
Applicant Signature date

Property Owner Signature date

CONTACT Zoning Administrator Phone: (802) 244-1018
Mailing Address: Waterbury Municipal Offices, 28 North Main Street, Suite 1, Waterbury, VT 05676
Municipal Website: www.waterburyvt.com

OFFICE USE ONLY	
Zoning District/Overlay: _____	REVIEW/APPLICATIONS: <input type="checkbox"/> Conditional Use <input type="checkbox"/> Waiver <input type="checkbox"/> Site Plan <input type="checkbox"/> Variance Subdivision: <input type="checkbox"/> Subdv. <input type="checkbox"/> BLA <input type="checkbox"/> PUD Overlay: <input type="checkbox"/> DDR <input type="checkbox"/> SFHA <input type="checkbox"/> RHS <input type="checkbox"/> CMP <input type="checkbox"/> Sign <input type="checkbox"/> Other _____ <input type="checkbox"/> n/a
Review type: <input type="checkbox"/> Administrative <input type="checkbox"/> DRB Public Warning Required: <input type="checkbox"/> Yes <input type="checkbox"/> No	
DRB Referral Issued (effective 15-days later): _____	
DRB Mtg Date: _____ Decision Date: _____	
Date Permit issued (effective 16-days later): _____	
Final Plat due (for Subdivision only): _____	
Remarks & Conditions: _____	

Authorized signature: _____ Date: _____	

Exhibit A3

TOWN OF WATERBURY CONDITIONAL USE INFORMATION

This Conditional Use (and Setback Waiver) information sheet supplements the Zoning Permit application. Please provide all of the information requested on each form. Read the Zoning Regulations and familiarize yourself with the requirements. Failure to provide all the required information will delay the process. Submit one copy of the completed forms and a check payable to the *Town of Waterbury* according to the zoning fee schedule. For questions about the permit process, please contact the Zoning Administrator at 802-244-1018.

Date: _____	Application #: _____
Fees Paid: _____	(\$15 recording fee already paid)
Parcel ID #: _____	
Tax Map #: _____	

PROJECT DESCRIPTION

Brief description of project: Construction of a new single family home with detached garage

CONDITIONAL USE CRITERIA

Please respond to the following; you may answer on a separate sheet and attach additional pages and supporting materials:

1. Describe how the proposed use will not have an undue adverse impact on the capacity of existing or planned community facilities to accommodate it (including roads and highways, municipal water or sewer systems, school system, fire protection services):
2. Describe how the proposed use will not have an undue adverse impact on the character of the area affected as defined by the Municipal Plan and the zoning district in which the proposed project is located:
3. Describe how the proposed use will not violate any municipal bylaws and ordinances in effect:
4. Describe any devices or methods to prevent or control fumes, gas, dust, smoke, odor, noise, or vibration:
5. For removal of earth or mineral products which is not incidental to a construction, landscaping, or agricultural operation, a removal project must meet specific conditions outlined within Section 302 of the Waterbury Zoning Regulations. Are the conditions included within the Application Submittals?

CONTACT Zoning Administrator Phone: (802) 244-1018
Mailing Address: Waterbury Municipal Offices, 28 North Main Street, Waterbury, VT 05676
Municipal Website: www.waterburyvt.com

Exhibit A4

Fiddlers Green Construction

Conditional use Information
New Construction Project
Grant and Heather Begley
545 Stagecoach Lane
Waterbury Vermont

Conditional use criteria

- 1) The project will not have undue adverse impact because it is a single family home in an existing residential development. Water and sewer will be permitted on site facilities. Roads and highways existing.
- 2) The proposed use will not have an undue adverse impact on the character of the area as it located in an existing residential development
- 3) The proposed will not violate municipal ordinances in effect in that it will be constructed according to permitted use.
- 4) No burning will occur on site without a local fire warden permit. Minimal dust and odor will be created and will be contained to the site. Noise and vibration will be limited and contained to the site. Normal and accepted construction practices will be adhered to.
- 5) No material is expected to removed from the property. Normal and accepted excavation practices will be adhered to. All existing site materials will be used for back-filling , top soil will be reused, seeded and mulched for lawn growth

Exhibit B1

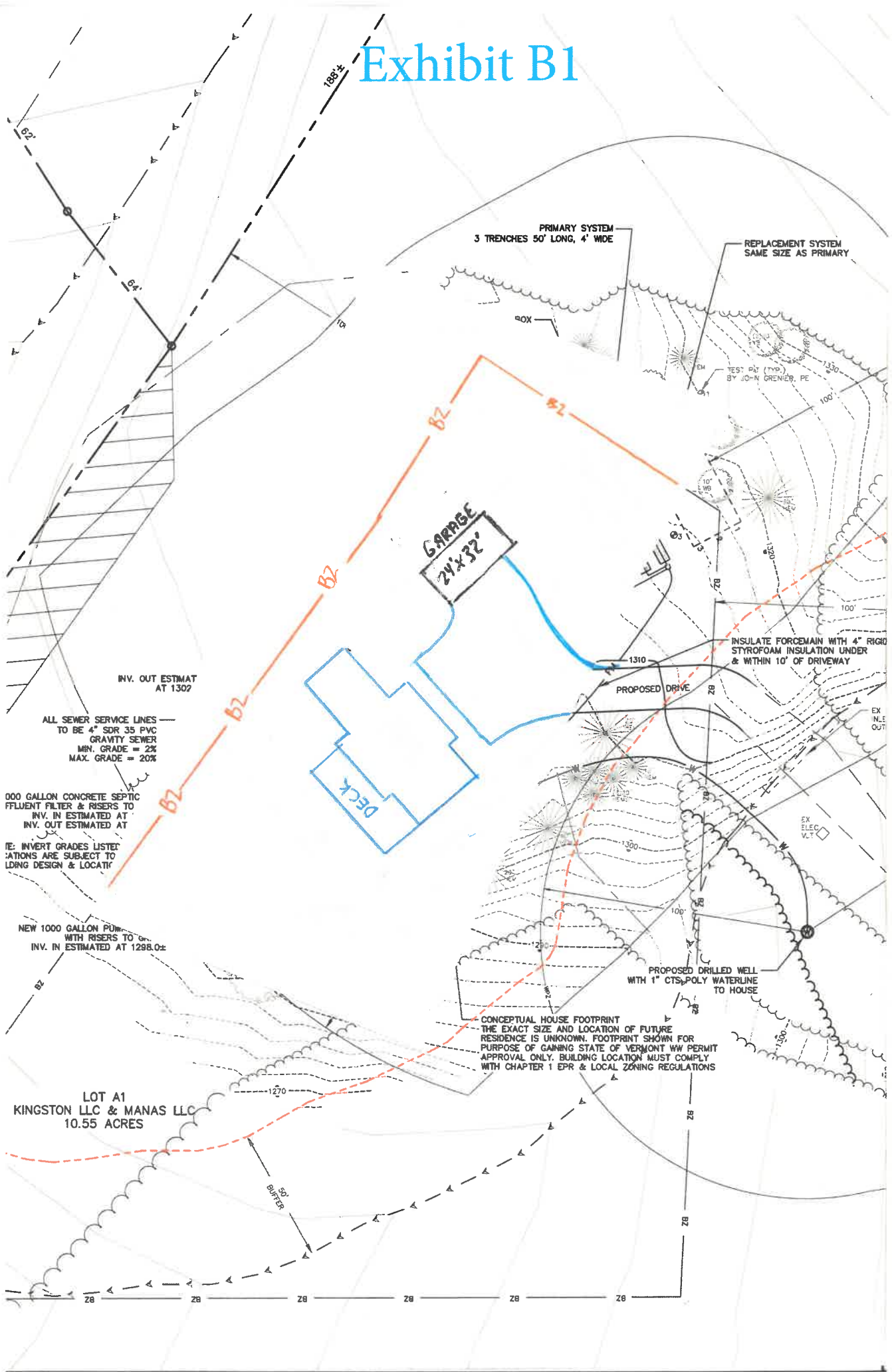


Exhibit C1



3D.1

DATE

BY

DESCRIPTION

NO.

SHEET TITLE:

ISOMETRIC VIEW #1

PROJECT DESCRIPTION:

BEGLEY BLACK RESIDENCE
STAGECOACH LANE
WATERBURY CENTER, VERMONT

DRAWINGS PROVIDED BY:

Kim Brown Projects
Box 92
Waterbury Center, Vermont 05677
802-244-8156

DATE:

3/17/2023

SCALE:

NONE

SHEET:

A-1

Exhibit C2



3D.2

NO.	DESCRIPTION	BY	DATE

SHEET TITLE:
ISOMETRIC VIEW #2

PROJECT DESCRIPTION:
**BEGLEY BLACK RESIDENCE
STAGECOACH LANE
WATERBURY CENTER, VERMONT**

DRAWINGS PROVIDED BY:
Kim Brown Projects
Box 92
Waterbury Center, Vermont 05677
802-244-8156

DATE:

3/17/2023

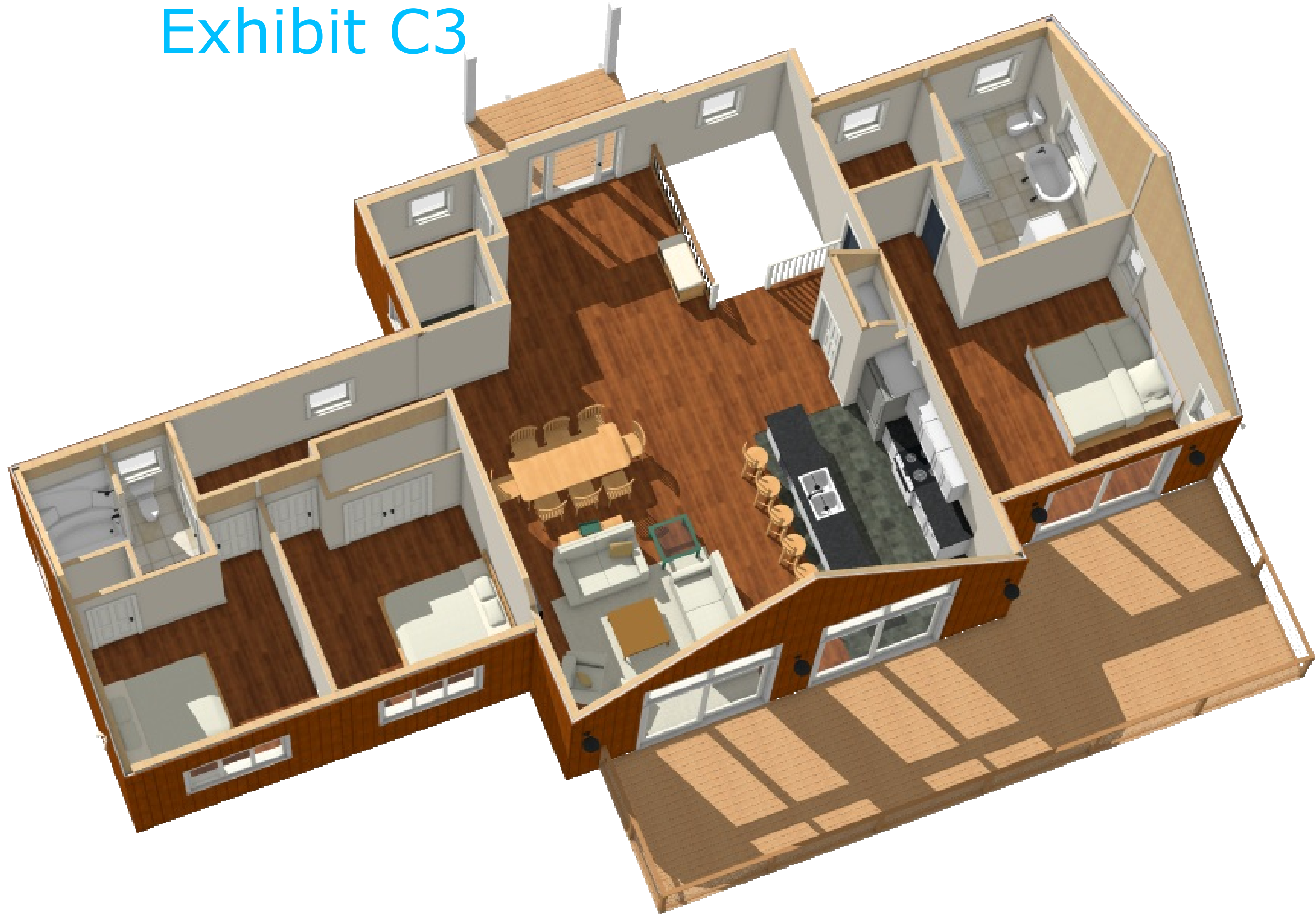
SCALE:

NONE

SHEET:

A-2

Exhibit C3



3D.3

NO.	DESCRIPTION	BY	DATE

SHEET TITLE:
1ST FLOOR OVERVIEW

PROJECT DESCRIPTION:
**BEGLEY BLACK RESIDENCE
STAGECOACH LANE
WATERBURY CENTER, VERMONT**

DRAWINGS PROVIDED BY:
Kim Brown Projects
Box 92
Waterbury Center, Vermont 05677
802-244-8156

DATE:

3/17/2023

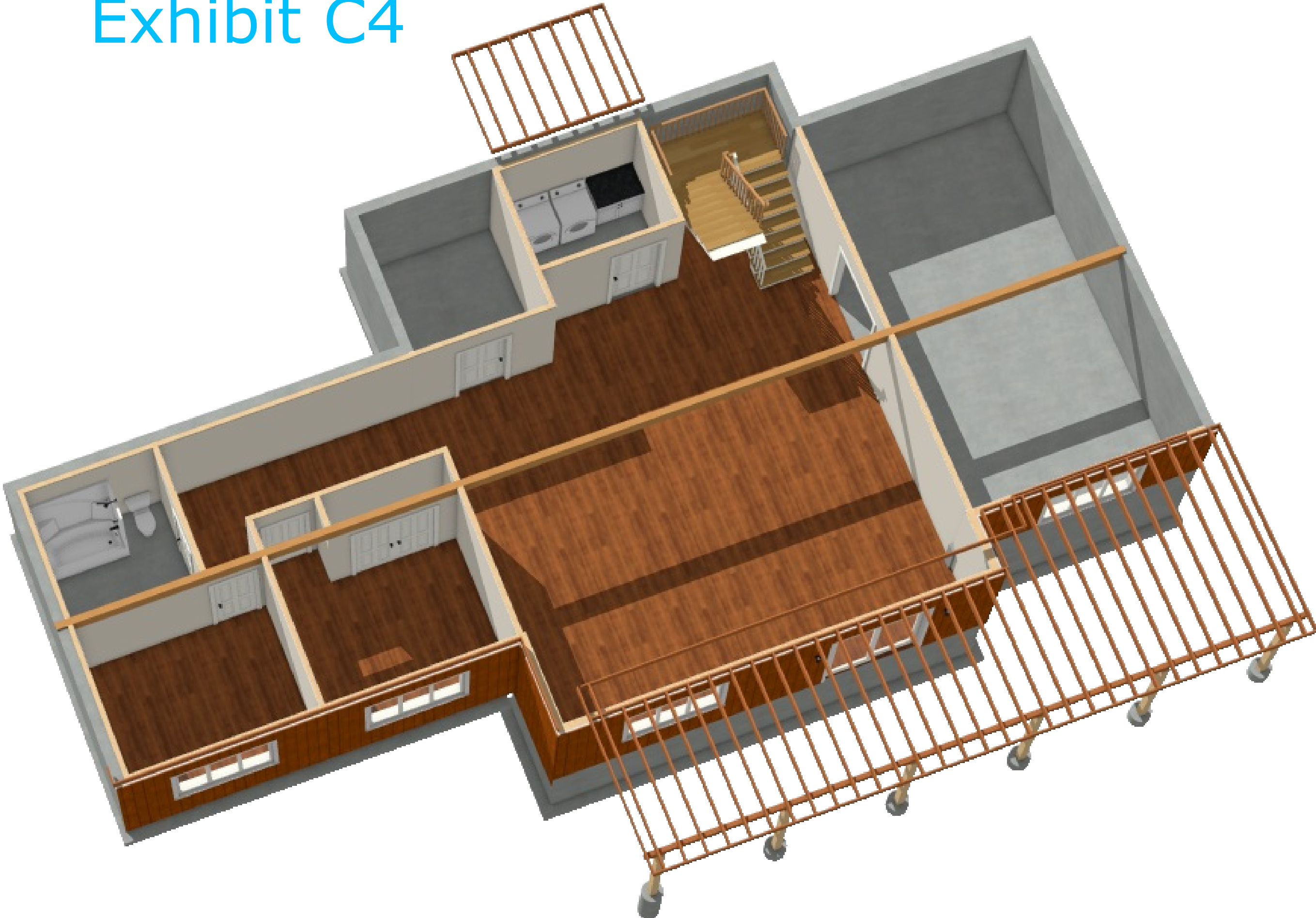
SCALE:

NONE

SHEET:

A-3

Exhibit C4



3D.4

NO.	DESCRIPTION	BY	DATE

SHEET TITLE:
BASEMENT OVERVIEW

PROJECT DESCRIPTION:
**BEGLEY BLACK RESIDENCE
STAGECOACH LANE
WATERBURY CENTER, VERMONT**

DRAWINGS PROVIDED BY:
Kim Brown Projects
Box 92
Waterbury Center, Vermont 05677
802-244-8156

DATE:

3/17/2023

SCALE:

NONE

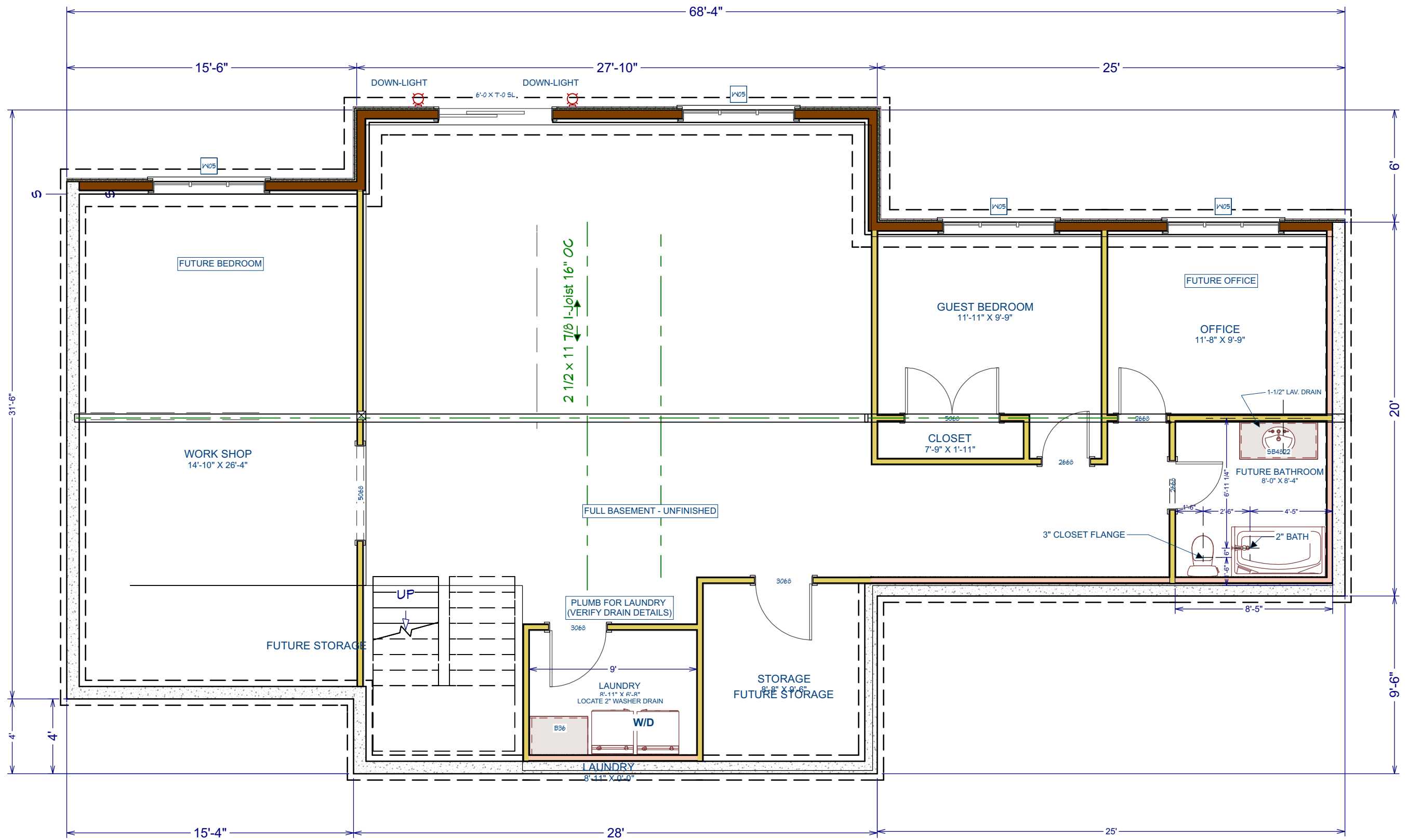
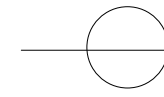
SHEET:

A-4

Exhibit D1

FOUNDATION PLAN

SCALE - 1/8" = 1'-0"



A-100

NO.	DESCRIPTION	BY	DATE

SHEET TITLE:
BASEMENT PLAN

PROJECT DESCRIPTION:
**BEGLEY BLACK RESIDENCE
STAGECOACH LANE
WATERBURY CENTER, VERMONT**

DRAWINGS PROVIDED BY:
Kim Brown Projects
Box 92
Waterbury Center, Vermont 05677
802-244-8156

DATE:

3/17/2023

SCALE:

3/16" = 1'-0"

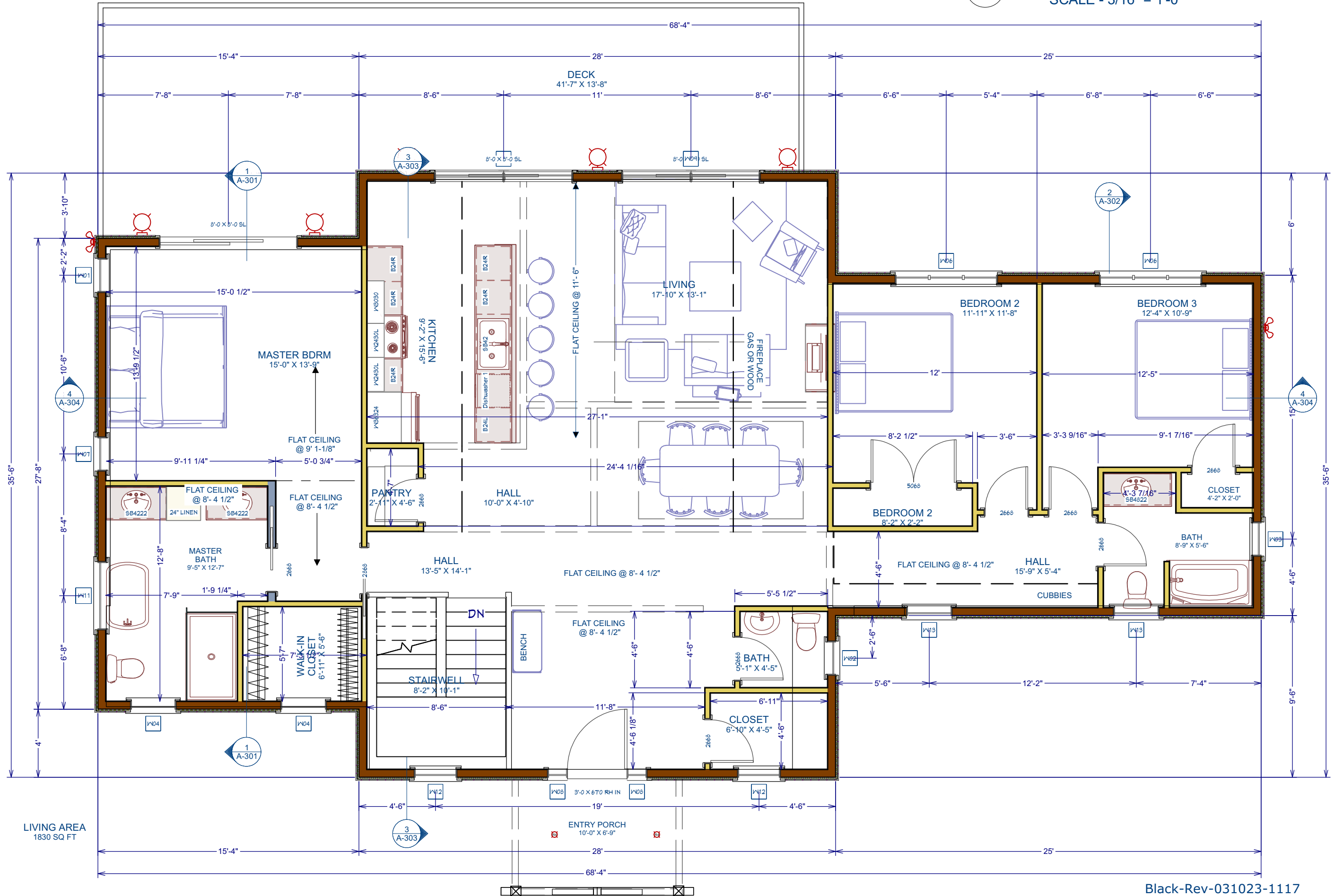
SHEET:

A-6

Exhibit D2

1ST FLOOR PLAN

SCALE - 3/16" = 1'-0"



A-101

NO.	DESCRIPTION	BY	DATE

SHEET TITLE:
1ST FLOOR PLAN

PROJECT DESCRIPTION:
**BEGLEY BLACK RESIDENCE
STAGECOACH LANE
WATERBURY CENTER, VERMONT**

DRAWINGS PROVIDED BY:
Kim Brown Projects
Box 92
Waterbury Center, Vermont 05677
802-244-8156

DATE:

3/17/2023

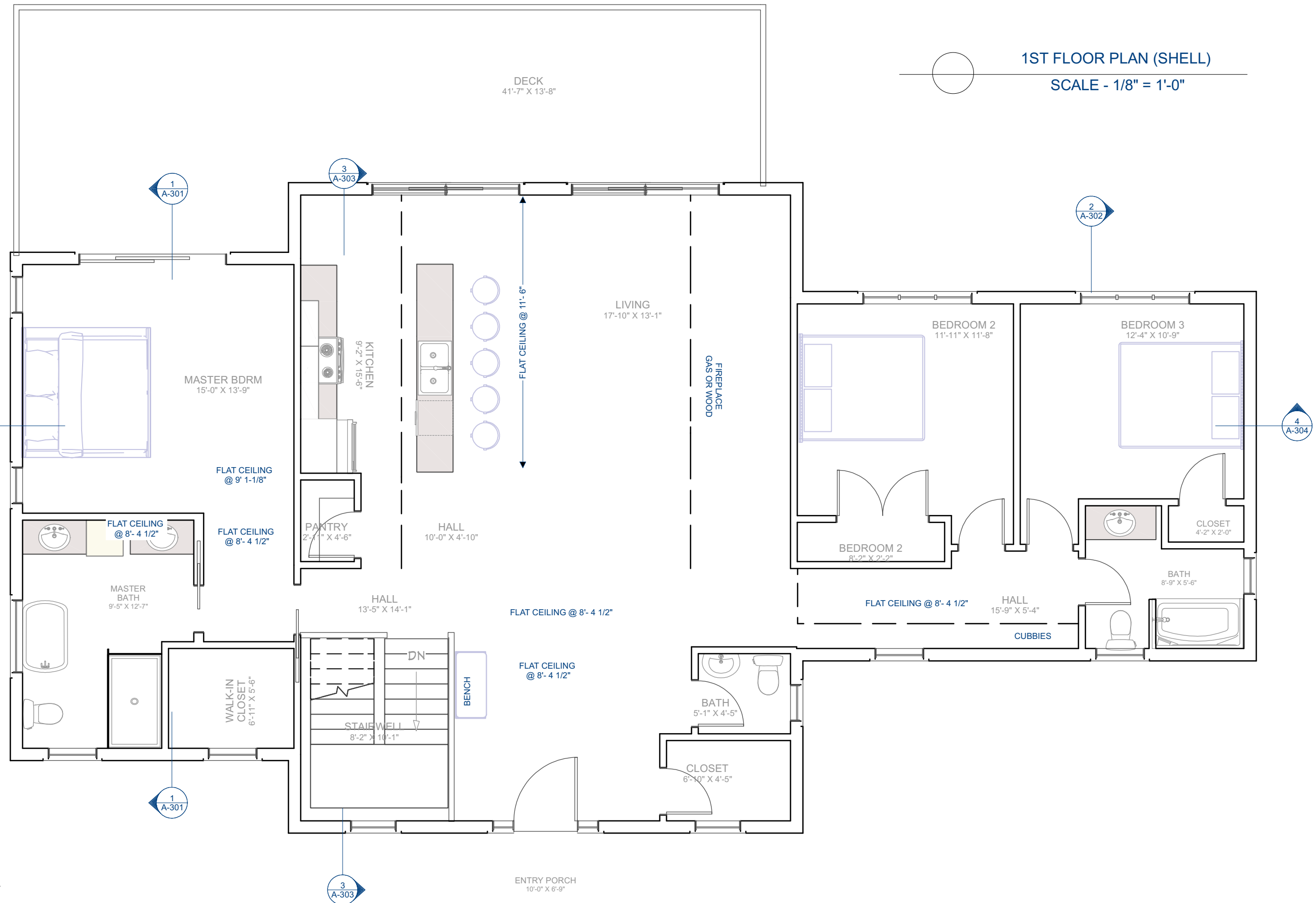
SCALE:

3/16" = 1'-0"

SHEET:

A-7

Black-Rev-031023-1117



1ST FLOOR PLAN (SHELL)
SCALE - 1/8" = 1'-0"

LIVING AREA
1830 SQ FT

Exhibit D3

Black-Rev-031023-1117

A-101A

NO.	DESCRIPTION	BY	DATE

SHEET TITLE:
1ST FLOOR PLAN (SHELL)

PROJECT DESCRIPTION:
**BEGLEY BLACK RESIDENCE
STAGECOACH LANE
WATERBURY CENTER, VERMONT**

DRAWINGS PROVIDED BY:
Kim Brown Projects
Box 92
Waterbury Center, Vermont 05677
802-244-8156

DATE:

3/17/2023

SCALE:

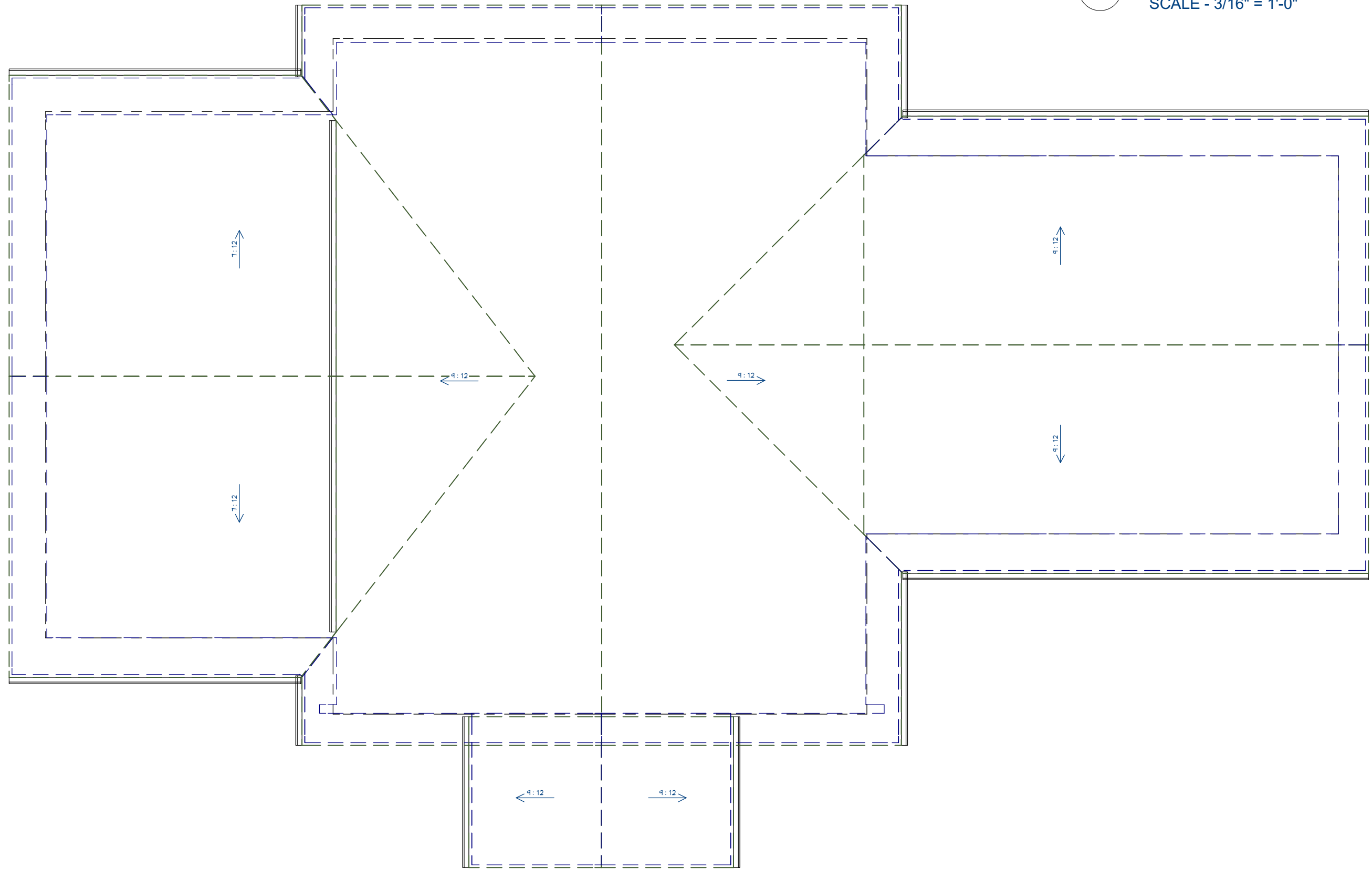
3/16" = 1'-0"

SHEET:

A-8

Exhibit D4

ROOF PLAN
SCALE - 3/16" = 1'-0"



Black-Rev-031023-1117

A-103

NO.	DESCRIPTION	BY	DATE

SHEET TITLE:
ROOF PLAN

PROJECT DESCRIPTION:
BEGLEY BLACK RESIDENCE
STAGECOACH LANE
WATERBURY CENTER, VERMONT

DRAWINGS PROVIDED BY:
Kim Brown Projects
Box 92
Waterbury Center, Vermont 05677
802-244-8156

DATE:

3/17/2023


SCALE:

3/16" = 1'-0"

SHEET:

A-9

Exhibit E1



○ FRONT ELEVATION
SCALE - 3/16" = 1'-0"

A-201

NO.	DESCRIPTION	BY	DATE

SHEET TITLE:
FRONT ELEVATION

PROJECT DESCRIPTION:
**BEGLEY BLACK RESIDENCE
STAGECOACH LANE
WATERBURY CENTER, VERMONT**

DRAWINGS PROVIDED BY:
Kim Brown Projects
Box 92
Waterbury Center, Vermont 05677
802-244-8156

DATE:

3/17/2023


SCALE:

3/16" = 1'-0"

SHEET:

A-10

Exhibit E2




 LEFT ELEVATION
 SCALE - 3/16" = 1'-0"

A-202

NO.	DESCRIPTION	BY	DATE

SHEET TITLE:
LEFT ELEVATION

PROJECT DESCRIPTION:
BEGLEY BLACK RESIDENCE
 STAGECOACH LANE
 WATERBURY CENTER, VERMONT


DRAWINGS PROVIDED BY:
Kim Brown Projects
 Box 92
 Waterbury Center, Vermont 05677
 802-244-8156

DATE:
3/17/2023

SCALE:
3/16" = 1'-0"

SHEET:
A-11

Exhibit E3





RIGHT ELEVATION
SCALE - 3/16" = 1'-0"

A-203

NO.	DESCRIPTION	BY	DATE

SHEET TITLE:
RIGHT ELEVATION

PROJECT DESCRIPTION:
BEGLEY BLACK RESIDENCE
 STAGECOACH LANE
 WATERBURY CENTER, VERMONT

DRAWINGS PROVIDED BY:
Kim Brown Projects
 Box 92
 Waterbury Center, Vermont 05677
 802-244-8156

DATE:
3/17/2023

SCALE:
3/16" = 1'-0"

SHEET:
A-12

Exhibit E4



○ REAR (VIEW) ELEVATION
SCALE - 3/16" = 1'-0"

A-204

NO.	DESCRIPTION	BY	DATE

SHEET TITLE:
**REAR (VIEW)
ELEVATION**

PROJECT DESCRIPTION:
**BEGLEY BLACK RESIDENCE
STAGECOACH LANE
WATERBURY CENTER, VERMONT**

DRAWINGS PROVIDED BY:
Kim Brown Projects
Box 92
Waterbury Center, Vermont 05677
802-244-8156

DATE:

3/17/2023

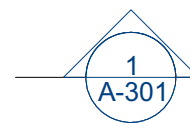
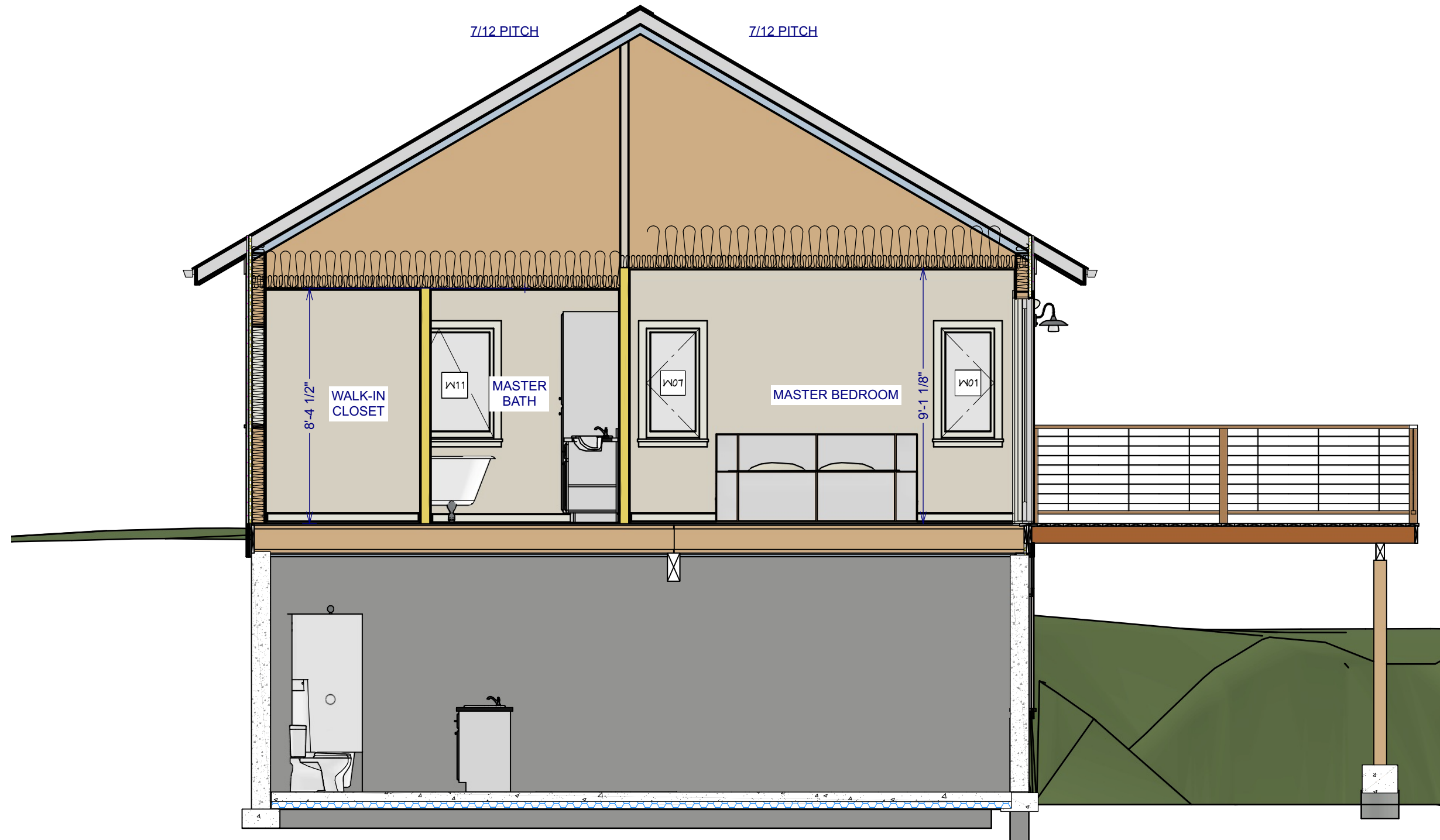
SCALE:

3/16" = 1'-0"

SHEET:

A-13

Exhibit F1



SECTION @ MASTER BEDROOM

SCALE - 1/4" = 1'-0"

A-301

NO.	DESCRIPTION	BY	DATE

SHEET TITLE:
SECTION 1

PROJECT DESCRIPTION:
BEGLEY BLACK RESIDENCE
 STAGECOACH LANE
 WATERBURY CENTER, VERMONT

DRAWINGS PROVIDED BY:
Kim Brown Projects
 Box 92
 Waterbury Center, Vermont 05677
 802-244-8156

DATE:

3/17/2023

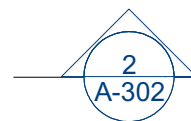
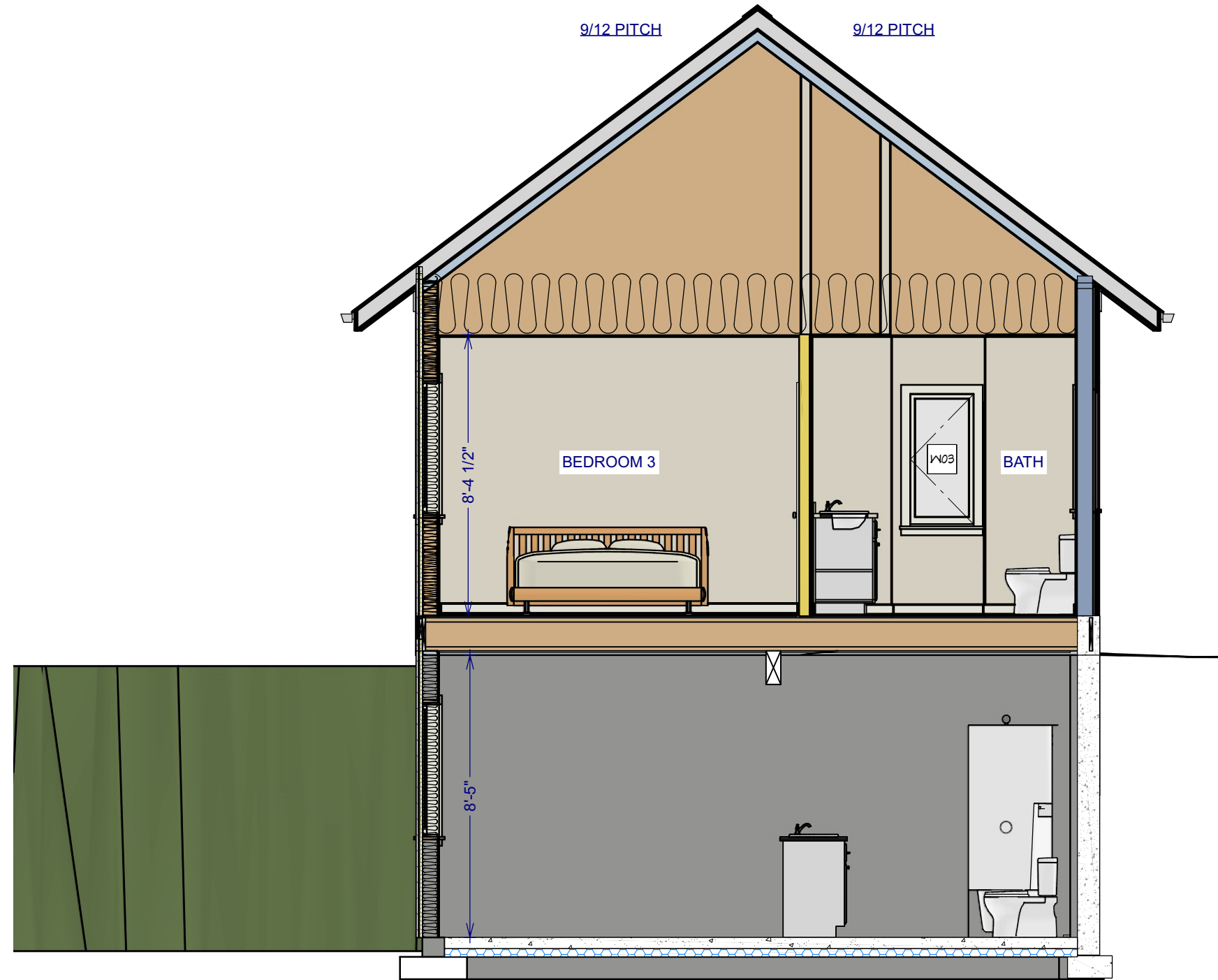
SCALE:

1/4" = 1'-0"

SHEET:

A-14

Exhibit F2



SECTION @ BEDROOM WING

SCALE - 1/4" = 1'-0"

A-302

NO.	DESCRIPTION	BY	DATE

SHEET TITLE:
SECTION 2

PROJECT DESCRIPTION:
BEGLEY BLACK RESIDENCE
 STAGECOACH LANE
 WATERBURY CENTER, VERMONT

DRAWINGS PROVIDED BY:
Kim Brown Projects
 Box 92
 Waterbury Center, Vermont 05677
 802-244-8156

DATE:

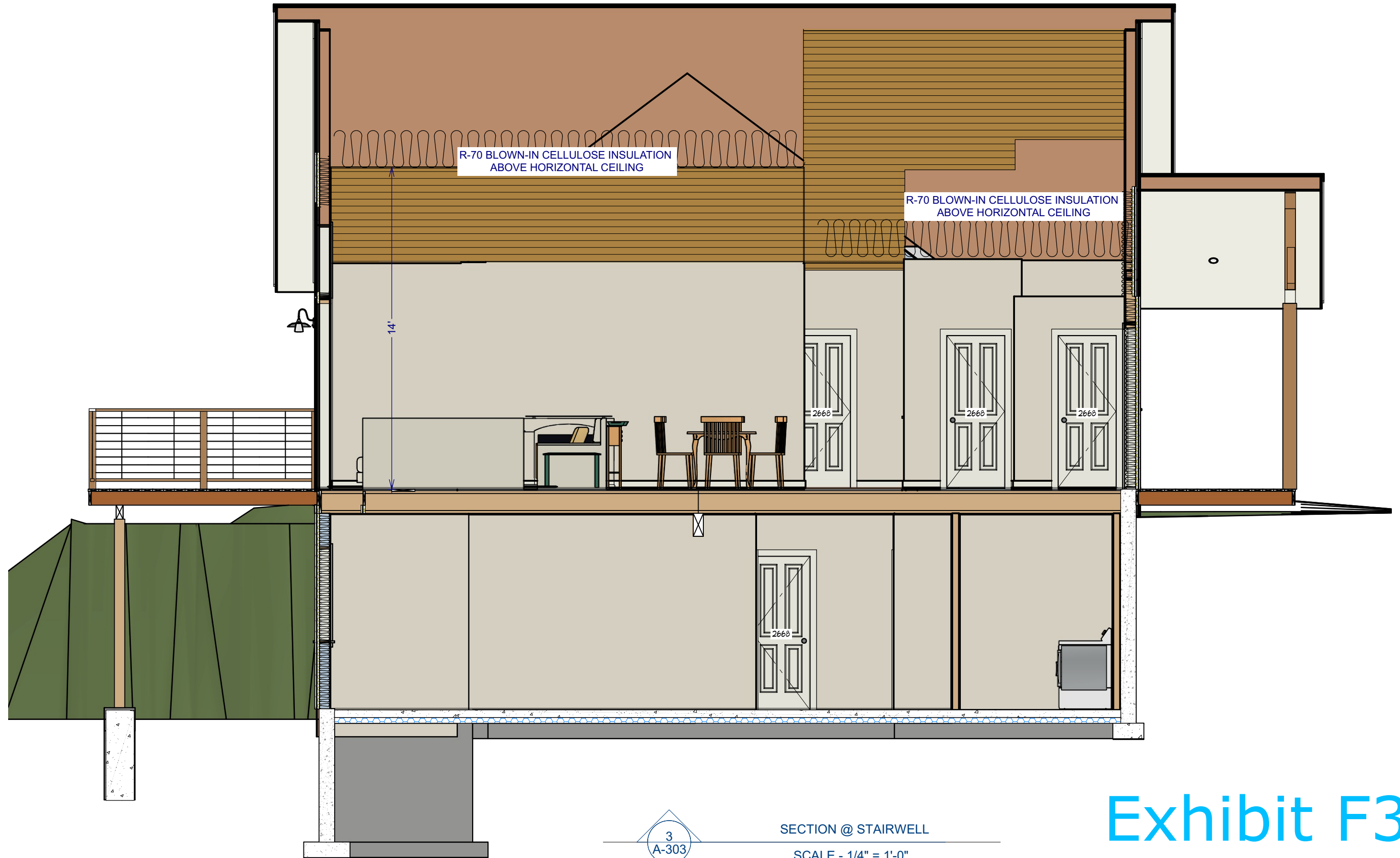
3/17/2023

SCALE:

1/4" = 1'-0"

SHEET:

A-15



3
A-303

SECTION @ STAIRWELL

SCALE - 1/4" = 1'-0"

Exhibit F3

Black-Rev-031023-1117

A-303

NO.	DESCRIPTION	BY	DATE

SHEET TITLE:
SECTION 3

PROJECT DESCRIPTION:
BEGLEY BLACK RESIDENCE
 STAGECOACH LANE
 WATERBURY CENTER, VERMONT

DRAWINGS PROVIDED BY:
Kim Brown Projects
 Box 92
 Waterbury Center, Vermont 05677
 802-244-8156

DATE:

3/17/2023

SCALE:

1/4" = 1'-0"

SHEET:

A-16

NO.	DESCRIPTION	BY	DATE

SHEET TITLE:
SECTION 4

PROJECT DESCRIPTION:
BEGLEY BLACK RESIDENCE
 STAGECOACH LANE
 WATERBURY CENTER, VERMONT

DRAWINGS PROVIDED BY:
Kim Brown Projects
 Box 92
 Waterbury Center, Vermont 05677
 802-244-8156

DATE:

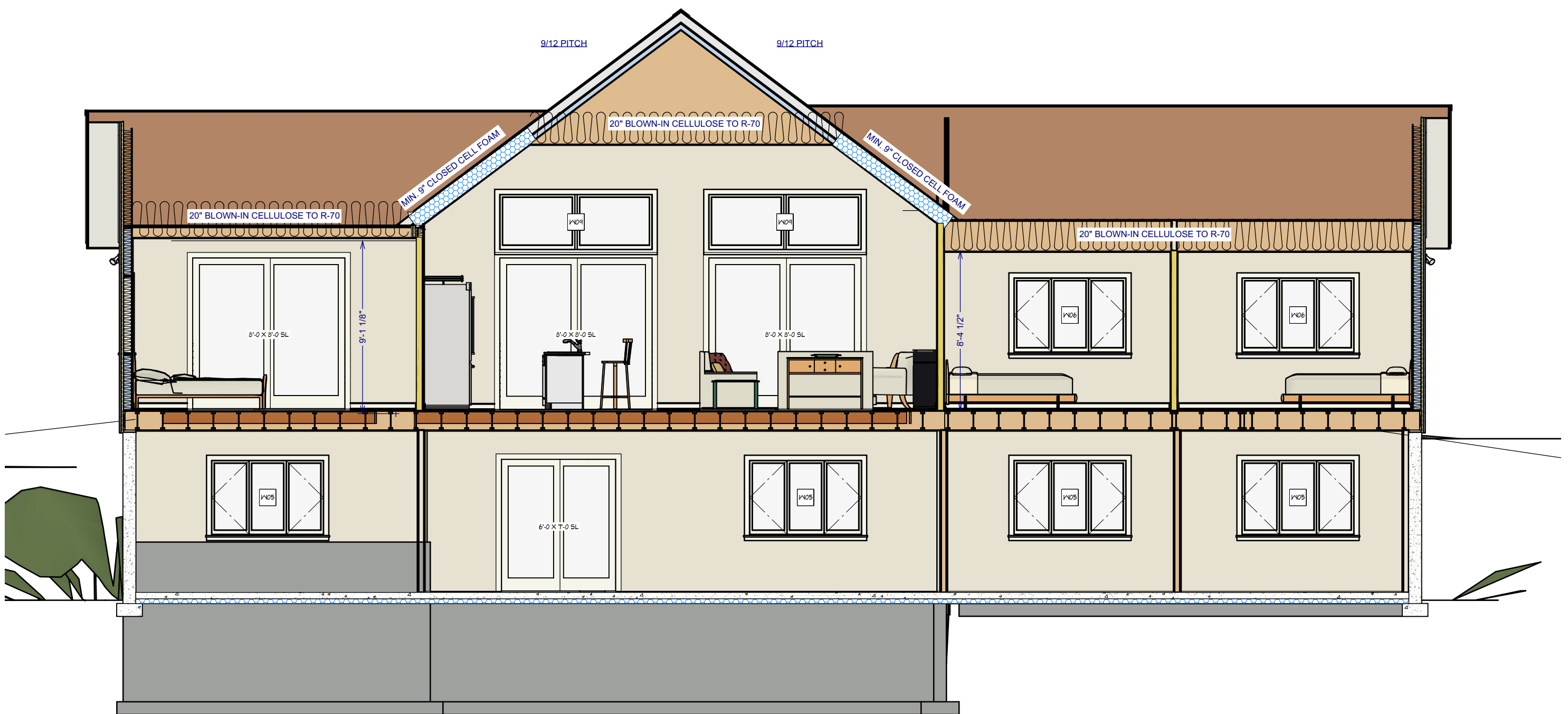
3/17/2023

SCALE:

3/16" = 1'-0"

SHEET:

A-17



4
A-304
LONGITUDINAL SECTION
SCALE - 3/16" = 1'-0"

Exhibit F4

Exhibit G1



Black-Garage-042123-1117

DRAWINGS PROVIDED BY:
Kim Brown Projects
Box 92
Waterbury Center, Vermont 05677
802-244-8156

PROJECT DESCRIPTION:
BEGLEY-BLACK BARN
STAGECOACH LANE
WATERBURY CENTER, VERMONT

SHEET TITLE:
ISOMETRIC VIEW #1

NO.	DESCRIPTION	BY	DATE

3D.1

DATE:

4/21/2023

SCALE:

NONE

SHEET:

A-1

Exhibit G2



Black-Garage-042123-1117

DATE:
4/21/2023
SCALE:
NONE
SHEET:
A-2

DRAWINGS PROVIDED BY:
Kim Brown Projects
Box 92
Waterbury Center, Vermont 05677
802-244-8156

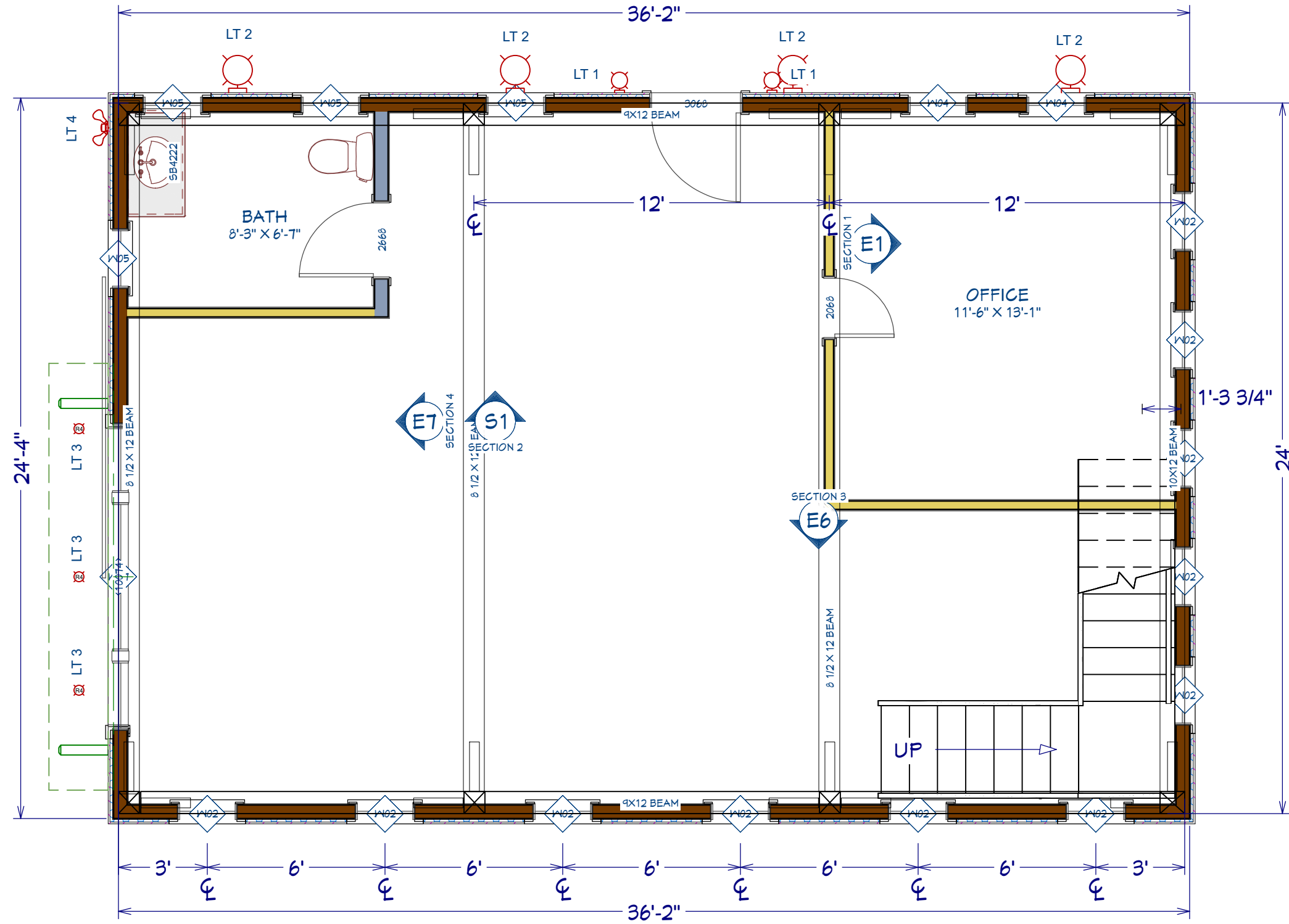
PROJECT DESCRIPTION:
BEGLEY-BLACK BARN
STAGECOACH LANE
WATERBURY CENTER, VERMONT

SHEET TITLE:
ISOMETRIC VIEW #2

NO.	DESCRIPTION	BY	DATE

3D.2

Exhibit G3



1ST FLOOR PLAN
SCALE - 1/4" = 1'-0"

A-101

NO.	DESCRIPTION	BY	DATE

SHEET TITLE:
1ST FLOOR PLAN

PROJECT DESCRIPTION:
BEGLEY-BLACK BARN
STAGECOACH LANE
WATERBURY CENTER, VERMONT

DRAWINGS PROVIDED BY:
Kim Brown Projects
Box 92
Waterbury Center, Vermont 05677
802-244-8156

DATE:

4/21/2023

SCALE:

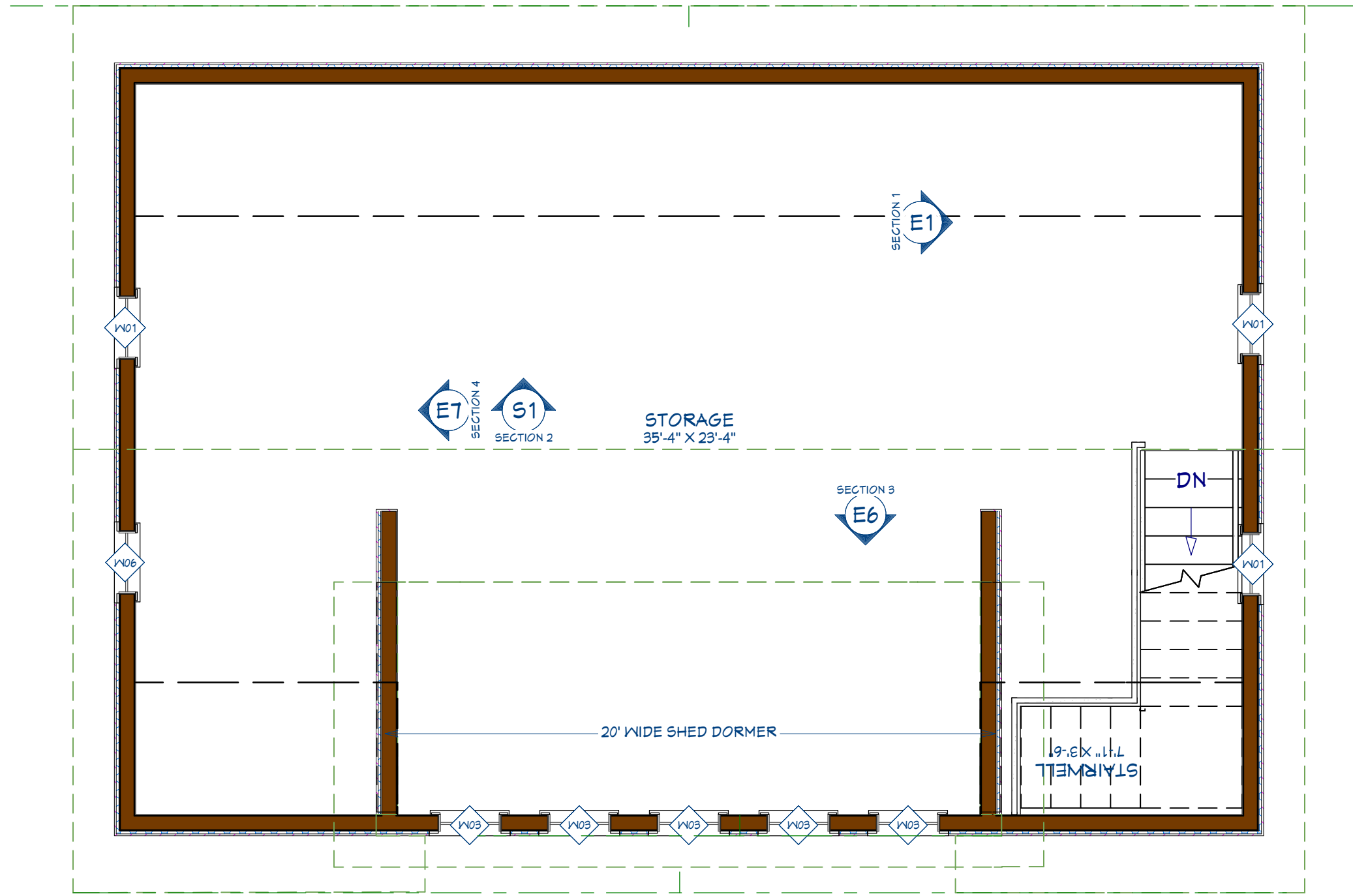
1/4" = 1'-0"

SHEET:

A-3

Black-Garage-042123-1117

Exhibit G4



○ 2ND FLOOR PLAN
SCALE - 1/4" = 1'-0"

Black-Garage-042123-1117

A-102

NO.	DESCRIPTION	BY	DATE

SHEET TITLE:
2ND FLOOR PLAN

PROJECT DESCRIPTION:
BEGLEY-BLACK BARN
STAGECOACH LANE
WATERBURY CENTER, VERMONT

DRAWINGS PROVIDED BY:
Kim Brown Projects
Box 92
Waterbury Center, Vermont 05677
802-244-8156

DATE:

4/21/2023

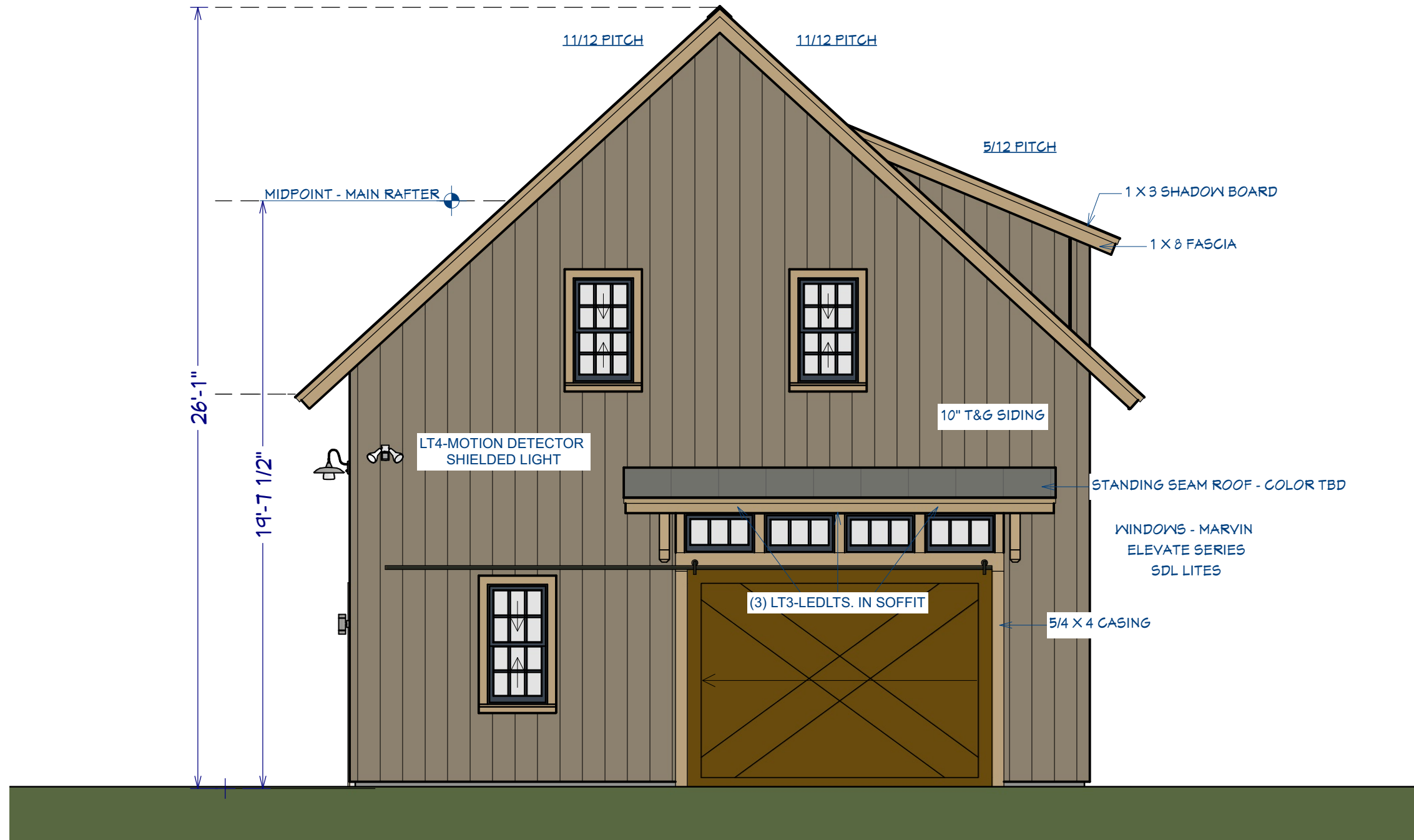
SCALE:

1/4" = 1'-0"

SHEET:

A-4

Exhibit G5




FRONT ELEVATION
 SCALE - 3/16" = 1'-0"

A-201

NO.	DESCRIPTION	BY	DATE

SHEET TITLE:
FRONT ELEVATION

PROJECT DESCRIPTION:
BEGLEY-BLACK BARN
 STAGECOACH LANE
 WATERBURY CENTER, VERMONT

DRAWINGS PROVIDED BY:
Kim Brown Projects
 Box 92
 Waterbury Center, Vermont 05677
 802-244-8156

DATE:

4/21/2023

SCALE:

1/4" = 1'-0"

SHEET:

A-6

Black-Garage-042123-1117

Exhibit G6




LEFT ELEVATION
 SCALE - 1/4" = 1'-0"

Black-Garage-042123-1117

A-202

NO.	DESCRIPTION	BY	DATE

SHEET TITLE:
LEFT ELEVATION

PROJECT DESCRIPTION:
BEGLEY-BLACK BARN
 STAGECOACH LANE
 WATERBURY CENTER, VERMONT

DRAWINGS PROVIDED BY:
Kim Brown Projects
 Box 92
 Waterbury Center, Vermont 05677
 802-244-8156

DATE:

4/21/2023


SCALE:

1/4" = 1'-0"

SHEET:

A-7

Exhibit G7



RIGHT ELEVATION
SCALE - 1/4" = 1'-0"

Black-Garage-042123-1117

DRAWINGS PROVIDED BY:
Kim Brown Projects
Box 92
Waterbury Center, Vermont 05677
802-244-8156

PROJECT DESCRIPTION:
BEGLEY-BLACK BARN
STAGECOACH LANE
WATERBURY CENTER, VERMONT

SHEET TITLE:
RIGHT ELEVATION

NO.	DESCRIPTION	BY	DATE

A-203

DATE:

4/21/2023


SCALE:

1/4" = 1'-0"

SHEET:

A-8

Exhibit G8



○ REAR ELEVATION
SCALE - 1/4" = 1'-0"

Black-Garage-042123-1117

A-204

NO.	DESCRIPTION	BY	DATE

SHEET TITLE:
REAR ELEVATION

PROJECT DESCRIPTION:
BEGLEY-BLACK BARN
STAGECOACH LANE
WATERBURY CENTER, VERMONT

DRAWINGS PROVIDED BY:
Kim Brown Projects
Box 92
Waterbury Center, Vermont 05677
802-244-8156

DATE:

4/21/2023

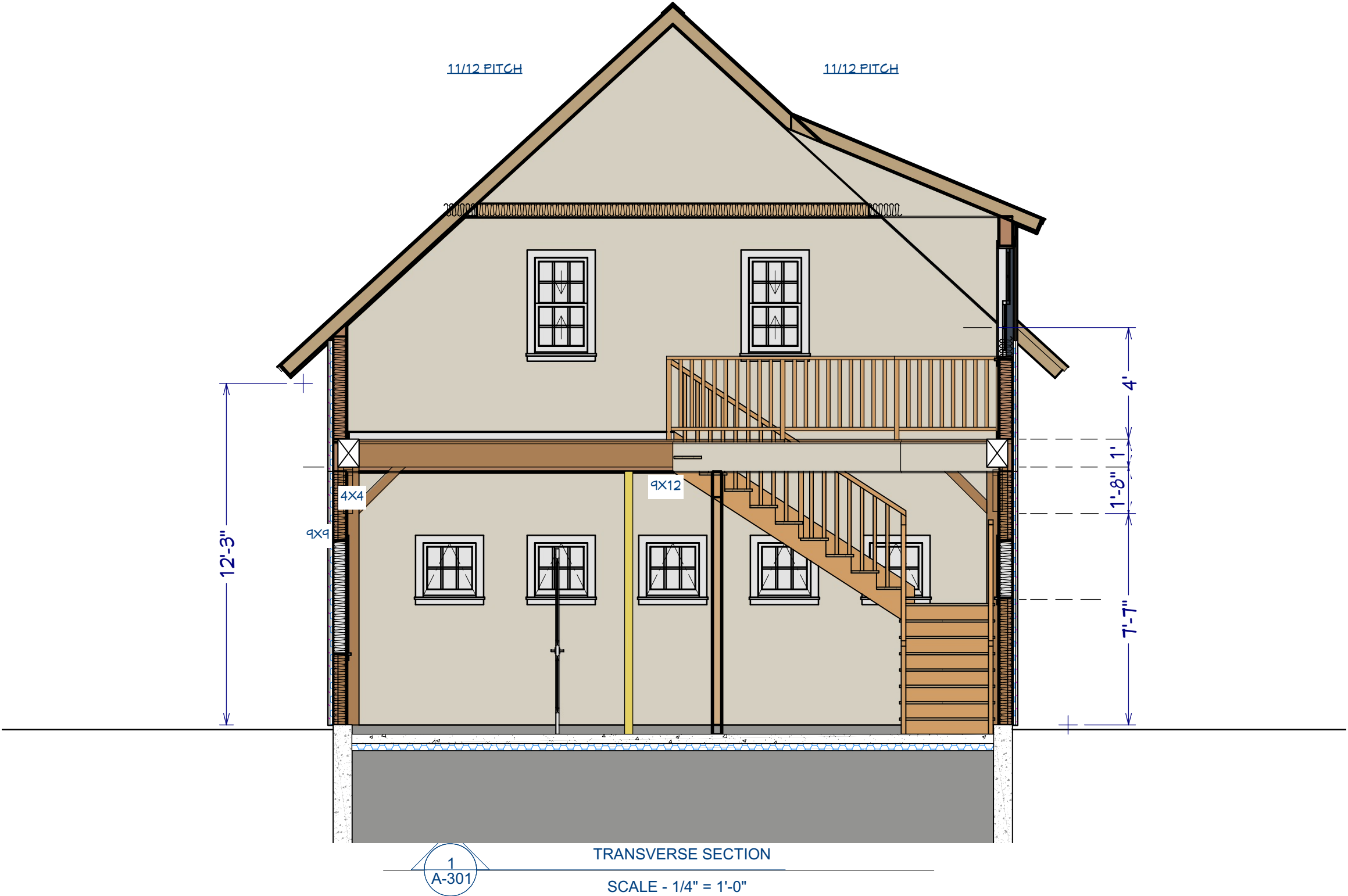
SCALE:

1/4" = 1'-0"

SHEET:

A-9

Exhibit G9



Black-Garage-042123-1117

A-301

NO.	DESCRIPTION	BY	DATE

SHEET TITLE:
SECTION 1

PROJECT DESCRIPTION:
BEGLEY-BLACK BARN
STAGECOACH LANE
WATERBURY CENTER, VERMONT

DRAWINGS PROVIDED BY:
Kim Brown Projects
 Box 92
 Waterbury Center, Vermont 05677
 802-244-8156

DATE:

4/21/2023

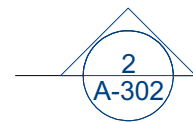
SCALE:

1/4" = 1'-0"

SHEET:

A-10

Exhibit G10



LONGITUDINAL SECTION #1

SCALE - 1/4" = 1'-0"

Black-Garage-042123-1117

DRAWINGS PROVIDED BY:
Kim Brown Projects
 Box 92
 Waterbury Center, Vermont 05677
 802-244-8156

PROJECT DESCRIPTION:
BEGLEY-BLACK BARN
 STAGECOACH LANE
 WATERBURY CENTER, VERMONT

SHEET TITLE:
SECTION 2

NO.	DESCRIPTION	BY	DATE

A-302

DATE:

4/21/2023

SCALE:

1/4" = 1'-0"

SHEET:

A-11

Exhibit G11



3
A-303

LONGITUDINAL SECTION #2

SCALE - 1/4" = 1'-0"

Black-Garage-042123-1117

A-303

NO.	DESCRIPTION	BY	DATE

SHEET TITLE:
SECTION 3

PROJECT DESCRIPTION:
BEGLEY-BLACK BARN
STAGECOACH LANE
WATERBURY CENTER, VERMONT

DRAWINGS PROVIDED BY:
Kim Brown Projects
Box 92
Waterbury Center, Vermont 05677
802-244-8156

DATE:

4/21/2023

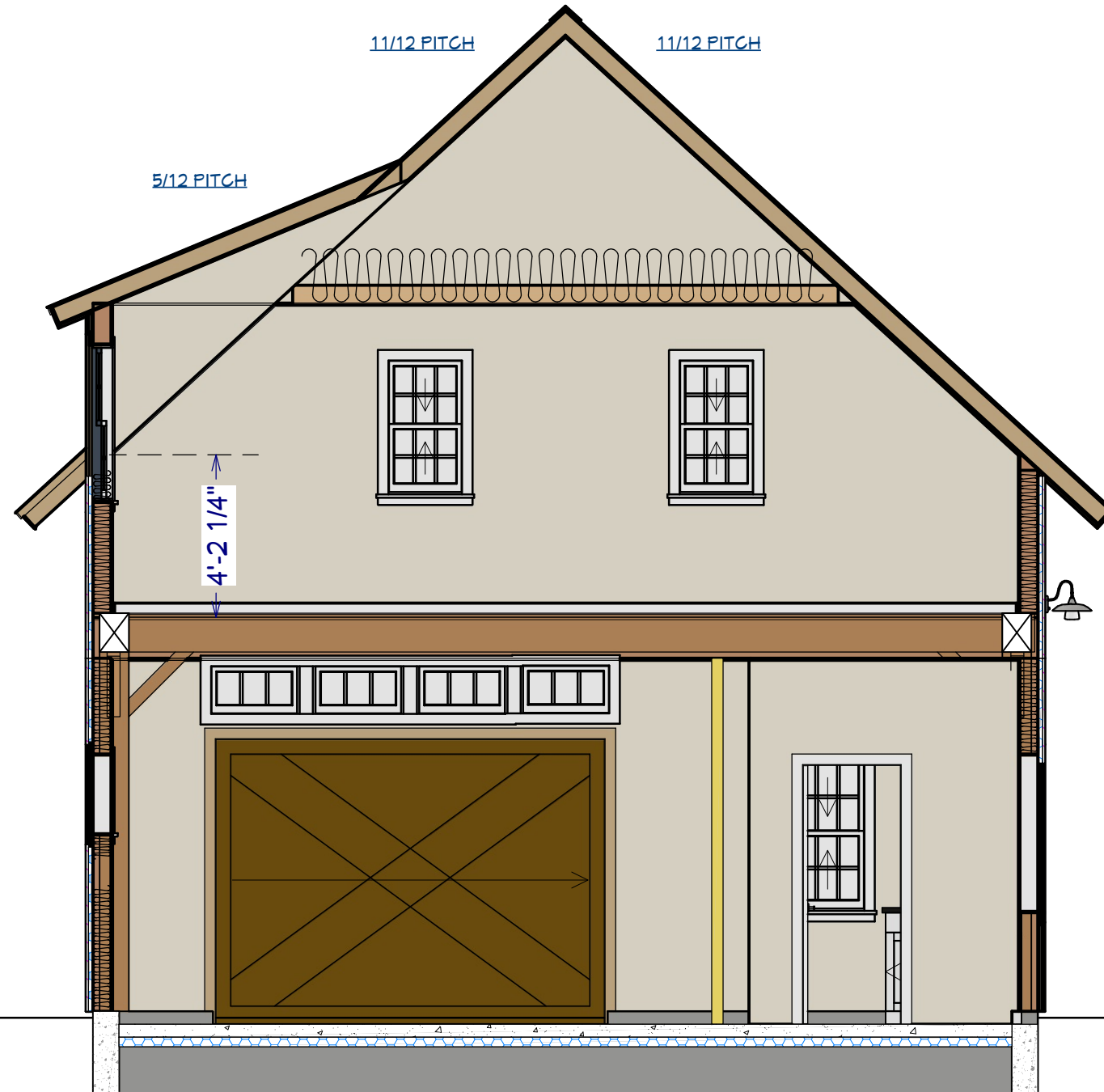
SCALE:

1/4" = 1'-0"

SHEET:

A-12

Exhibit G12



4
A-304

TRANSVERSE SECTION WITH DOOR

SCALE - 1/4" = 1'-0"

Black-Garage-042123-1117

NO.	DESCRIPTION	BY	DATE

SHEET TITLE:
SECTION 4

PROJECT DESCRIPTION:
BEGLEY-BLACK BARN
STAGECOACH LANE
WATERBURY CENTER, VERMONT

DRAWINGS PROVIDED BY:
Kim Brown Projects
Box 92
Waterbury Center, Vermont 05677
802-244-8156

DATE:

4/21/2023

SCALE:

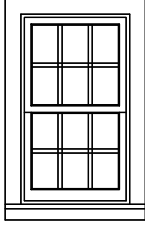
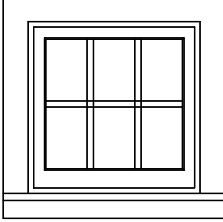
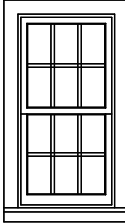
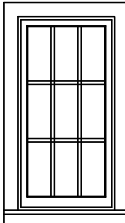
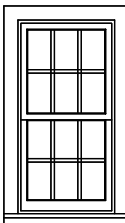
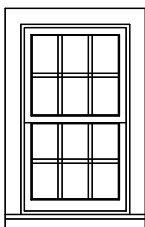

1/4" = 1'-0"

SHEET:

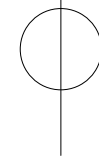
A-13

A-304

Exhibit H

WINDOW SCHEDULE												
3D EXTERIOR ELEVATION	NUMBER	LABEL	QTY	FLOOR	SIZE	R/O	EGRESS	DESCRIPTION	HEADER	CODE	MANUFACTURER	COMMENTS
	W01	2'-0 X 3'-6 DH	3	2	2036DH	25"X43"		DOUBLE HUNG	2X6X28" (2)			
	W02	2'-0 X 2'-0 AW	11	1	2020AW	25"X25"		SINGLE AWNING	2X6X28" (2)			
	W03	2'-0 X 3'-6 DH	5	2	2040DH	25"X49"		DOUBLE HUNG	2X6X28" (2)			
	W04	2'-0 X 4'-0 CS E	2	1	2040SC	25"X49"	YES	SINGLE CASEMENT-HL	2X6X28" (2)			
	W05	2'-0 X 4'-0 DH	4	1	2040DH	25"X49"		DOUBLE HUNG	2X6X28" (2)			
	W06	2'-0 X 3'-6 DH	1	2	2036DH	25"X43"		DOUBLE HUNG	2X6X28" (2)			
	W07	2'-4 X 1'-4 FX 4W	1	1	10414	125 3/8"X17 3/16"		MULLED UNIT	2X12X125 3/8" (2)			

WINDOW SCHEDULE



Black-Garage-042123-1117

A-601

NO.	DESCRIPTION	BY	DATE

WINDOW SCHEDULE

PROJECT DESCRIPTION:
BEGLEY-BLACK BARN
 STAGECOACH LANE
 WATERBURY CENTER, VERMONT

DRAWINGS PROVIDED BY:
Kim Brown Projects
 Box 92
 Waterbury Center, Vermont 05677
 802-244-8156

DATE:
4/21/2023

SCALE:

SHEET:
A-14

Exhibit I1



Exhibit I2




Exhibit I3

